


# Why Am I Here?

- *It's a Saturday morning!*
- *I'm tired!*
- *I've been cooped up in my house!*
- *I have other things I could be doing!*
- *I was told to be present!*



# VERY TRUE, BUT...

- *Thanks you for being here! We appreciate it!*
- *We all want you to succeed and earn your Eagle!*
- *We applaud your dedication to possibly becoming an Eagle Scout!*
- *We will do everything in our power to be sure you leave with all the “stuff” you need to continue along the Trail to Eagle!*
- *We will answer most (if not all) of your questions!*
- *There are many decades of “Eagle” experience from the presenters!*
- *We are “water”...you are “sponges”...take it all in! 😊*





## The Life to Eagle Trail

*"An invaluable step in character training is to put responsibility on the individual."* **Lord Baden-Powell**

Council Advancement Committee  
Arrowhead Advancement Chairman R. Brian Snow  
Daniel Webster Council  
April 2020



## Eagle Rank Requirements



- Earn Merit Badges (21 Total, **13 Required**);
- Complete an Eagle **Leadership** Service Project;
- Demonstrate that you live by the Scout Oath  
• and Scout Law in your everyday life;
- Attend a Unit Leader Conference;
- **Time:** 6 months as a Life Scout; 6 months in a position of responsibility; & 6 months activity in a Troop, Team, or Crew;
- Successfully complete an Eagle Board of Review.



## 2019 Eagle Scout Facts



Approximately **6.49 percent** of eligible Scouts earned the Eagle rank.

Eagle Scouts, and the volunteers they *led*, completed **8,575,780** hours of work for Eagle Leadership Service Projects which averages **139.8** hours per project!

**New Hampshire** ranked **#45** nationally with **173 Eagles**.

Do you have what it takes?



## Which path do you choose?



**In 2019, 61,353 Scouts became Eagle Scouts in the United States, the largest Eagle Scout class in history!**





Long Poles in  
the Tent  
aka,  
Time  
Management

When Do You want to be Eagle?

- How Long does it take to become Eagle?`

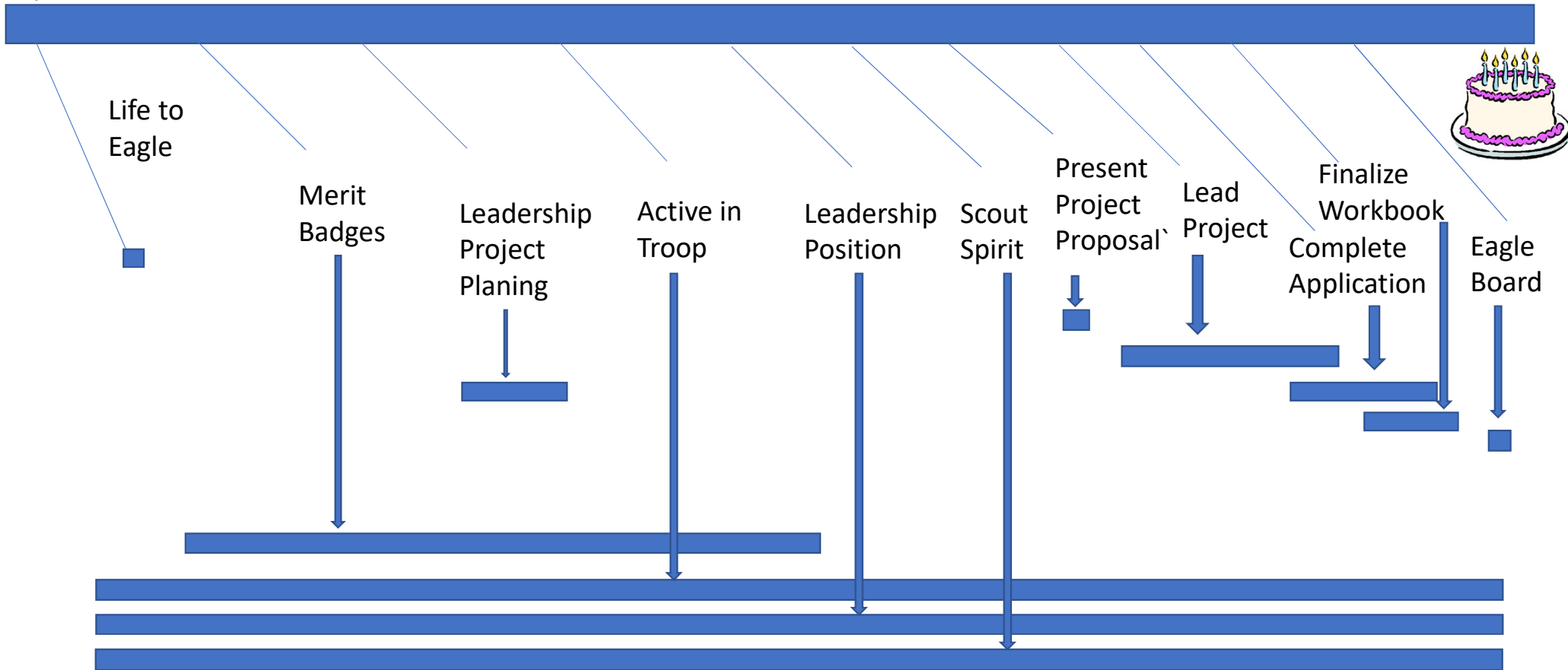




# Personal Timeline

Today  
April 11

18th



# Personal Timeline

Today

18th



Life to Eagle

Merit Badges

Leadership Project Planning

Active in Troop

Leadership Position

Scout Spirit

Present Project Proposal

Lead Project

Finalize Workbook Complete Application



Family events

School Projects

Weather

Graduation

Eagle Board

School

Home Quarantine


Sports

Job

## Personal Timeline

---

Car Fumes



## Personal Timeline

---

Per fume



Do As Much As You Can As Soon As You Can

You Don't Have Control Of All The  
Time You Have Left

Don't Procrastinate!



## Why an Eagle Project and How Do I Pick One?

- What is the purpose of an Eagle Project?:

To show leadership and give back to the community.





## From the Eagle Scout Service Project Workbook

- “In addition to providing service and fulfilling the part of the Scout Oath, “to help other people at all times, “one of the primary purposes of the Eagle Scout Service Project is to demonstrate or hone, or to learn and develop, leadership skills.”

- Related to this are important lessons in project management and taking responsibility for a significant accomplishment.





## How Do I Choose a Project?

- What would YOU like to do?
- Are you already involved with an organization?
  - A sports team or league?
  - A church group or other youth organization
  - A town service group?

If you are very interested or passionate about something you are more likely to succeed.







## Other Ways to Find a Good Project

- Contact local organizations for ideas. Wearing your uniform can help!
- It is a good idea to have a few different ideas choices for them to pick from, if you can.

- Just remember, this is YOUR project!

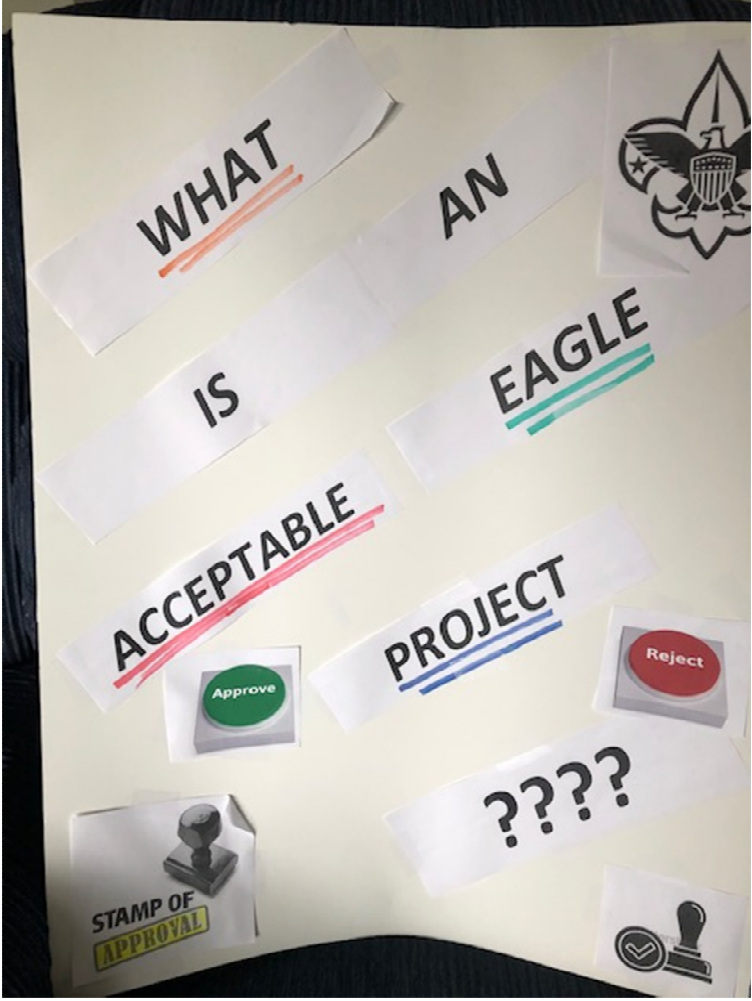




## Other Ways to Find a Good Project

- Use the Web. Inspiration comes from many sources.





# → MUST ←

- Done AFTER Attaining Life Scout
- Demonstrate YOUR Leadership
- Demonstrate Planning, Development, Leadership
- Benefit Some Organization
- Benefit More Than One Party
- Provide Significant Service
- Be SAFE and FREE of Liability



GSS



PT

→ MAY ~~NO~~ NOT ←

• Be A Fundraiser \$



• Be Done With Another Eagle Project



*DWC* • Be Done For *HV*  
Council, District, BSA  
Units



*CC* • Be Done For *6SR*  
BSA/BSA Property

• Be Routine Labor



• Be Done With An Established Event



## NOTE:

- Some organizations are NOT allowed...
- For example, you cannot build/install picnic tables for Walmart employees to use at breaktime/lunch

# FINAL THOUGHTS

succeed

- It's OK To Ask Questions
- Every Leader Wants You To Succeed
- Part Of Leadership Is Knowing What You Know and What You Don't Know
- Choose Something You Like (It's Fun/Pleasurable!)





The Project Comes Last...  
Right?



Not at all!

Remember all work is to be  
completed and submitted  
before your 18<sup>th</sup> birthday!!

*Time management is a key factor*





## The Eagle Leadership Service Project



- The best Eagle Leadership Service Projects contain complete details of the proposed plan!
- It is recommended the more time spent creating a **well-thought-out** plan will yield project approval at the initial Eagle Board Project Review!
- Successful Eagle Leadership Service Projects come from thorough organizing & good plans.

The Eagle Candidate is solely responsible for the Service Project.



# The Eagle Coach

What is an Eagle Coach?

- An adult who advises and counsels an Eagle candidate through the process of developing and executing the Eagle Scout Service Project



## The Eagle Coach

### An Eagle Coach Can:

- Provide information and answer questions
- Identify barriers and if needed, guide you around them
- Guide you to a BSA compliant project of value to the community.



## The Eagle Coach Where Can You Get One?

From your unit, or you can suggest your own but.....

May NOT be from your immediate family.





## The Eagle Coach

CANNOT approve your project, or grant permissions.

An Eagle Coach must be a registered Scouter and have Current YPT training





## Eagle Project Fundraising



- Remember-Fundraising is ***optional!!!***
- If an Eagle Candidate doesn't do fundraising, don't use a *Unit Money Earning Application*.
- An Eagle Scout Service Project may receive:
- ***Money by the Candidate, family & relatives;***
- ***Contributions from other Scouts & the Unit;***
- ***Funding from the Chartered Organization;***
- ***Grants from corporations and beneficiaries.***

**Decide the issue of fundraising carefully!**



# The Service Project Workbook

The Eagle Service Project Workbook details the project phases:

- Project Selection:

- What constitutes an Eagle Service Project;
- Are any restrictions, permits or governmental approvals involved?
- Project Proposal: (*Eagle Board of Review approval required*):
  - States how the project meets the requirements of an Eagle project;
  - Indicates how the project is feasible and realistic;
  - Presents any potential safety issues and how such are to be treated;
  - Presents key steps to ensure the plan possesses enough detail to be completed successfully.

- Project Final Plan:

- **Contains detailed steps;** work processes; material lists; funding; expenses; project planning; & a one-page summary;

The Project Plan provides the structure for constructing the detailed planning essential for project success and leadership development.

- Project Fundraising Application\*: (*Eagle Board approval required*)

- This form is to be completed and approved by the Eagle Board. **Recall, once collected, all money raised must be turned over to the beneficiary or the Unit until it is needed for the project!** *Guide to Advancement - #9.0.2.10* \* *If fundraising contemplated*

- Project Final Report:

- Prepared after the Eagle Service Project is completed & summarizes how the project proceeded; any approved changes; staffing numbers; and leadership demonstration.



## Critical Project Points



- 1) Scouts **must** obtain all appropriate signatures within your Eagle Service Project Workbook **approving** the project proposal & also the **signed** final report pages before attending a Eagle Project Review & the Eagle Rank Review.
- 2) Attend the Eagle Service Project review with:
  - ***3 copies of the project plan & the original signed signature page; a signed fundraising application\* & proposed fundraising flyer\*;***
  - **Wear your Scout uniform.** \*if applicable

"It's the spirit within, not the veneer without, that makes a man."

Lord Baden-Powell





# Secrets for Success

- ❖ Your project proposal was probably a general outline
- ❖ The next phase is project execution
- ❖ This can be rewarding, difficult, or both
- ❖ There are ways to maximize the chances of success!



# Secrets for Success

- ❖ Planning is key!
- ❖ Both planning and execution may require different amounts of time.
- ❖ How much time is needed for each? It depends.



# Secrets for Success: **Plan Your Materials**

- ❖ What tools do you need? How many?
- ❖ How many people will be helping? Do you need more tools?



# Secrets for Success: Plan For “Extras”

- ❖ Include food and water for your workers. Pizza can be your secret weapon!
  
- ❖ Other things you might need depending on the project.
  - ❖ Sunscreen
  - ❖ Bug repellent
  - ❖ Trash Bags





# Secrets for Success: **Write it Down**

- ❖ This is the time for details.
- ❖ Write it down. Think about it. Modify it.
- ❖ Think it through and prioritize.



# Secrets for Success: Use Your Project Coach


- ❖ You are in charge, but they are a resource
- ❖ Your coach and other mentors with important skills can help YOU with the plan, but not write the plan FOR YOU.





# Secrets for Success: Have a Plan B

- ❖ Not every possibility can be planned for
- ❖ Hope for the best, but always have a Plan B, and C.....
- ❖ Think Rigid Flexibility.
- ❖ Hope is not a plan.





# Secrets for Success: Demonstrate Leadership

- ❖ The main goal of your project is to demonstrate your leadership.
- ❖ Planning to Lead = Project Success
- ❖ You are the leader of a TEAM, not a solo player.







# Secrets for Success: **Keep Good Notes**

- ❖ Keep a log, day by day, work session by work session.
- ❖ Have one of your team be a photographer.
- ❖ If you need fundraising, get the approvals you need. Do not wait until the last minute.



# Secrets for Success:

## What if Changes Have to Happen?

- ❖ Contact the Eagle Board member assigned to you, or the EB Chair in your district.
- ❖ Changes need to be approved by everyone involved.
- ❖ Your Eagle Coach or Scoutmaster **CANNOT** approve changes.